



SPEED CUSHIONS TRANSIT HUMPS



TRAFFIC CALMING SPEED CUSHIONS

US Reflector one-piece and two-piece speed cushions are manufactured from recycled tire rubber. Tough and flexible, they follow the road surface contour and incorporate a unique underside profile that molds itself to the road surface without the need for excavation.

Installation can be completed in less than 30 minutes, resulting in minimal road disruption and significantly reduced installation costs.

Features & Benefits

- The only 1 piece rubber speed cushion available.
- Surface fixed, no need for excavation.
- Installed in less than 30 minutes.
- Colors: black or red as standard.
- 5.4 ft wide x 6.5ft long. Available in 2.5" or 3" high.
- Low maintenance – impact resistant, retains form.
- Customize with molded in logos, speed indicators and high visibility traffic direction markings.
- Includes free installation kit.
- ADA complaint
- Bolted and bonded to concrete, asphalt or block paving with the Road-fix Kit supplied.*
- * Subject to specification evaluation when applied on block paving




SPEED CUSHIONS

High Impact Transit Humps for superior traffic calming projects

Speed cushion's unique design allows transit vehicles such as buses and emergency vehicles with wide axles to pass over the hump without disturbing its passengers.

Speed cushions offer a quick and effective solution when installed in areas where vehicle speed must be reduced. For added safety, speed cushions are equipped with reflecting arrows thereby enhancing day and nighttime visibility.


Single Piece Design



Transit Humps are built rugged enough to be installed permanently and versatile enough to be removed and replaced as needed

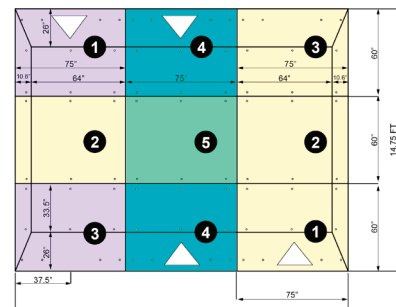
Double Piece Design

2-Piece speed humps (Back to back) can be used for extending the drive through area of a vehicles passage.



Assembled Humps

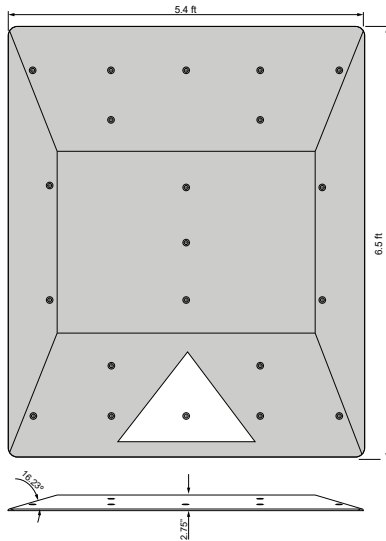
Assembled humps can be used for raised pedestrian crosswalks. Pieced together like a puzzle, the speed cushion can easily cover any large surface by utilizing additional ramps and center squares.



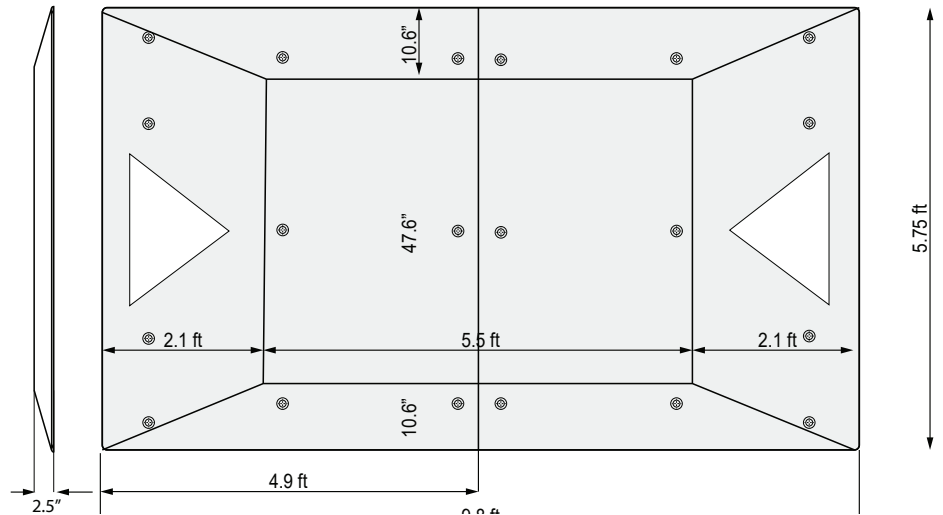


PEDESTRIAN REFUGES

Models



SINGLE PIECE
5.4 ft x 6.5 ft




TWO PIECE
5.75 ft x 9.8 ft

Single Piece layouts



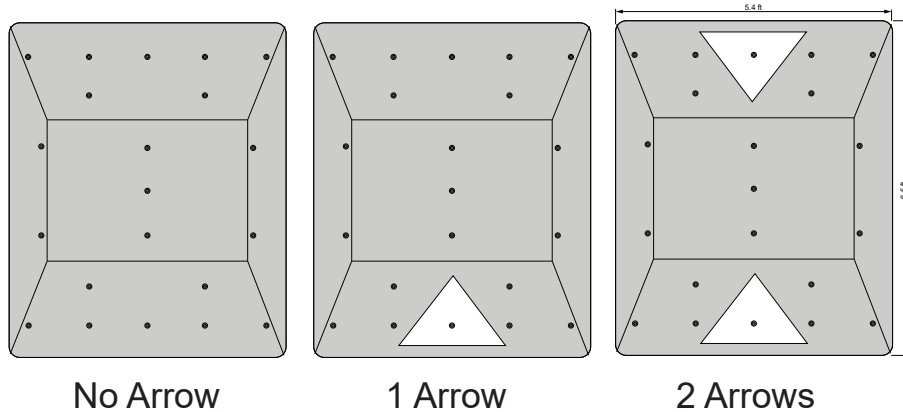
Double Piece layouts





TRAFFIC ISLANDS

One Piece Cushions



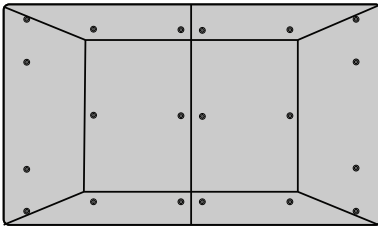
Part #	Height	Weight	Dimensions	Color	Arrows
8A-SC25-5465-BLK	2.5"	374 lb	5.4 ft x 6.5 ft	Black	0
8A-SC25-5465-BLK-1	2.5"	374 lb	5.4 ft x 6.5 ft	Black	1
8A-SC25-5465-BLK-2	2.5"	374 lb	5.4 ft x 6.5 ft	Black	2
8A-SC25-5465-R	2.5"	374 lb	5.4 ft x 6.5 ft	Red	0
8A-SC25-5465-R1	2.5"	374 lb	5.4 ft x 6.5 ft	Red	1
8A-SC25-5465-R2	2.5"	374 lb	5.4 ft x 6.5 ft	Red	2

Part #	Height	Weight	Dimensions	Color	Arrows
8A-SC3-5465-BLK	3"	400 lb	5.4 ft x 6.5 ft	Black	0
8A-SC3-5465-BLK-1	3"	400 lb	5.4 ft x 6.5 ft	Black	1
8A-SC3-5465-BLK-2	3"	400 lb	5.4 ft x 6.5 ft	Black	2
8A-SC3-5465-R	3"	400 lb	5.4 ft x 6.5 ft	Red	0
8A-SC3-5465-R1	3"	400 lb	5.4 ft x 6.5 ft	Red	1
8A-SC3-5465-R2	3"	400 lb	5.4 ft x 6.5 ft	Red	2

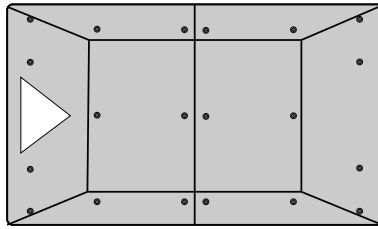


TRAFFIC ISLANDS

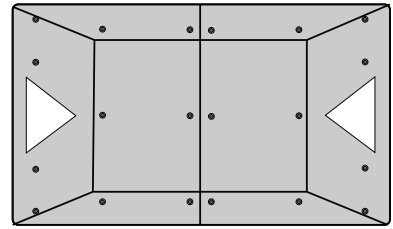
Two Piece Cushions



No Arrow



1 Arrow



2 Arrows

Part #	Height	Weight	Dimensions	Color	Arrows
8A-SC3-9854-BLK	3"	573 lb	9.8 ft x 6.5 ft	Black	0
8A-SC3-9854-BLK-1	3"	573 lb	9.8 ft x 6.5 ft	Black	1
8A-SC3-9854-BLK-2	3"	573 lb	9.8 ft x 6.5 ft	Black	2
8A-SC3-9854-R	3"	573 lb	9.8 ft x 6.5 ft	Red	0
8A-SC3-9854-R1	3"	573 lb	9.8 ft x 6.5 ft	Red	1
8A-SC3-9854-R2	3"	573 lb	9.8 ft x 6.5 ft	Red	2

Part #	Height	Weight	Dimensions	Color	Arrows
8A-SC3-9862-BLK	3"	660 lb	9.8 ft x 6.2 ft	Black	0
8A-SC3-9862-BLK-1	3"	660 lb	9.8 ft x 6.2 ft	Black	1
8A-SC3-9862-BLK-2	3"	660 lb	9.8 ft x 6.2 ft	Black	2
8A-SC3-9862-R	3"	660 lb	9.8 ft x 6.2 ft	Red	0
8A-SC3-9862-R1	3"	660 lb	9.8 ft x 6.2 ft	Red	1
8A-SC3-9862-R2	3"	660 lb	9.8 ft x 6.2 ft	Red	2

APPLICATION EXAMPLES



One Piece placement



Complete Installation